







**Distance:** 1622 m   

**Speed:** 325 m/min

**Optimum Time:** 5:00

**Time Limit:** 10:00

- 1** Split Cedar
- 2** Palisade
- 3** Triple Bar
- 4** Power Pole
- 5** Log Stack
- 6** Big Brown Beam
- 7** Stepping into Woodward
- 8** Beams
- 9** Faux Ditch
- 10** Red Gate
- 11** Waters Edge
- 12** Pine Plank
- 13** Shingle Table
- 14** Harvest Stand